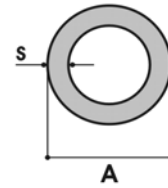
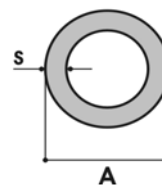


TUBI TONDI



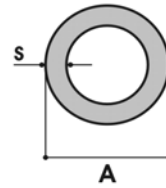
DIMENSIONI		PESO	DIMENSIONI		PESO	DIMENSIONI		PESO
A	s	kg/mt	A	s	kg/mt	A	s	kg/mt
6	1	0,043	12	4.5	0,289	17	4	0,440
6	1.5	0,057	13	1	0,110	17	8	0,478
7	1	0,051	13	1.1	0,111	18	1	0,144
7	1.1	0,054	13	1.3	0,129	18	1.2	0,171
7	2	0,085	13	1.5	0,146	18	1.5	0,210
8	1	0,060	13	2	0,187	18	2	0,270
8	1.5	0,083	14	0.8	0,090	18	3	0,382
8	1.8	0,098	14	1	0,110	19	1	0,152
8	2	0,102	14	1.3	0,135	19	1.3	0,200
9	1	0,068	14	1.5	0,159	19	1.5	0,223
9	1.5	0,095	14	2	0,204	19	2	0,289
10	0.8	0,068	14	2.5	0,244	19	3.5	0,460
10	1	0,076	14	3	0,281	20	1	0,161
10	1.5	0,108	14	4.9	0,378	20	1.2	0,191
10	2	0,136	15	1	0,119	20	1.5	0,235
10	2.3	0,152	15	1.5	0,172	20	2	0,305
10	2.5	0,159	15	1.8	0,202	20	2.5	0,373
10	2.9	0,176	15	2	0,221	20	3	0,435
10	3.4	0,191	15	2.5	0,264	20	3.5	0,491
11	1	0,084	16	1	0,127	20	4	0,543
11	2.5	0,180	16	1.3	0,162	20	5	0,636
11	3	0,204	16	1.5	0,183	20	6	0,713
12	1	0,090	16	2	0,235	21	1	0,170
12	1.5	0,133	16	2.5	0,286	21	1.5	0,248
12	2	0,170	16	3	0,331	21	3.5	0,520
12	2.5	0,207	16	3.5	0,371	22	1	0,178
12	3	0,229	16	5.5	0,490	22	1.2	0,212
12	3.3	0,246	17	1	0,135	22	1.3	0,261
12	3.5	0,235	17	1.5	0,198	22	1.5	0,260

TUBI TONDI



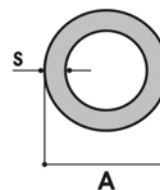
DIMENSIONI		PESO	DIMENSIONI		PESO	DIMENSIONI		PESO
A	s	kg/mt	A	s	kg/mt	A	s	kg/mt
22	2	0,337	25	3.5	0,638	29	1.5	0,350
22	2.5	0,416	25	4	0,713	29	2.5	0,562
22	2.7	0,433	25	5	0,848	29	3	0,662
22	3	0,485	25	6	0,967	29	3.5	0,757
22	3.5	0,549	25	10	1,110	30	1	0,246
22	4	0,610	26	1	0,212	30	1.2	0,293
22	4.5	0,668	26	1.4	0,295	30	1.3	0,316
22	5	0,721	26	1.5	0,212	30	1.5	0,362
22	5.9	0,800	26	1.8	0,408	30	1.6	0,386
23	1	0,186	26	2	0,408	30	2	0,475
23	1.5	0,274	26	3	0,584	30	2.5	0,584
23	2	0,356	26	4.5	0,821	30	3	0,687
23	3.5	0,581	26	5	0,891	30	3.5	0,787
23	5.5	0,815	27	1	0,220	30	4	0,882
24	1	0,195	27	1.5	0,324	30	4.5	0,973
24	1.5	0,286	27	2	0,424	30	5	1,060
24	2	0,373	27	3	0,610	30	6	1,220
24	2.5	0,456	27	5	1,003	30	6.8	1,337
24	4	0,678	28	1	0,229	30	7.5	1,430
24	4.5	0,744	28	1.2	0,273	30	11	1,772
24	4.9	0,794	28	1.5	0,338	31	3	0,713
24	5	0,805	28	2	0,440	31	5	1,102
25	1	0,204	28	2.5	0,543	32	1	0,262
25	1.2	0,242	28	3	0,636	32	1.1	0,466
25	1.3	0,261	28	3.5	0,727	32	1.5	0,391
25	1.5	0,300	28	4	0,816	32	2	0,508
25	2	0,389	28	4.5	0,930	32	2.5	0,625
25	2.5	0,477	28	5	0,976	32	3	0,737
25	3	0,559	29	1	0,237	32	3.5	0,845

TUBI TONDI



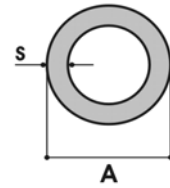
DIMENSIONI		PESO	DIMENSIONI		PESO	DIMENSIONI		PESO
A	s	kg/mt	A	s	kg/mt	A	s	kg/mt
32	4	0,984	35	3.5	0,935	38	4	1,156
32	4.5	1,049	35	4	1,052	38	5	1,398
32	5	1,145	35	4.5	1,164	38	6.5	1,736
32	8.5	1,693	35	5	1,300	38	7	1,841
33	1	0,272	35	6.5	1,571	38	7.1	1,861
33	1.5	0,401	35	11.4	2,285	39	1.5	0,477
33	2	0,526	36	1	0,297	39	2.5	0,774
33	2.5	0,648	36	1.5	0,439	39	3	0,916
33	3	0,764	36	2	0,576	39	3.5	1,054
33	3.5	0,876	36	2.5	0,711	39	4	1,188
33	4	0,984	36	3	0,840	39	5	1,440
33	4.5	1,088	36	3.5	0,965	40	1	0,330
33	5	1,188	36	4	1,088	40	1.2	0,391
33	10.5	2,004	36	5	1,315	40	1.5	0,489
34	1	0,280	36	7	1,720	40	1.8	0,582
34	2	0,543	36	8	0,199	40	2	0,644
34	3	0,789	37	1.6	0,481	40	2.5	0,795
34	3.5	0,906	37	2	0,594	40	3	0,950
34	4	1,018	37	2.5	0,732	40	3.5	1,084
34	4.5	1,126	37	3	0,864	40	4	1,222
34	5	1,230	37	3.5	0,995	40	5	1,484
34	6.5	1,516	37	4	1,120	40	6.5	1,847
34	6.8	1,569	37	5	1,357	40	7.5	2,067
35	1	0,288	38	1	0,313	40	10	2,543
35	1.5	0,427	38	1.5	0,464	41	1.2	0,405
35	2	0,560	38	2	0,611	41	1.5	0,502
35	2.2	0,611	38	2.5	0,752	41	3	0,967
35	2.5	0,688	38	3	0,891	41	4	1,256
35	3	0,815	38	3.5	1,024	41	5	1,527

TUBI TONDI



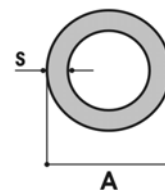
DIMENSIONI		PESO	DIMENSIONI		PESO	DIMENSIONI		PESO
A	s	kg/mt	A	s	kg/mt	A	s	kg/mt
41	5.5	1,658	45	5.5	1,826	49	5	1,866
42	1	0,347	45	9	2,748	49	8	2,782
42	1.5	0,515	45	10	2,969	50	1	0,412
42	2	0,679	45	13	3,529	50	1.1	0,456
42	2.5	0,838	46	1.5	0,566	50	1.2	0,496
42	3	0,991	46	2	0,747	50	1.3	0,537
42	3.5	1,142	46	2.5	0,923	50	1.4	0,577
42	4	1,289	46	3	1,097	50	1.5	0,617
42	5	1,569	46	3.5	1,262	50	2	0,813
42	7.7	2,241	46	4	1,425	50	2.2	0,892
42	8	2,284	47	1.1	0,426	50	2.5	1,006
42	10.5	2,805	47	1.5	0,579	50	3	1,200
43	1	0,356	47	3.5	1,291	50	3.5	1,380
43	3	1,018	47	4	1,459	50	4	1,560
43	4	1,323	48	1.2	0,475	50	5	1,907
43	5	1,612	48	1.5	0,591	50	7.5	2,706
43	7.5	2,254	48	2	0,780	50	8.5	2,992
43	8	2,376	48	2.5	0,964	50	10	3,391
44	1	0,365	48	3	1,144	50	11	3,639
44	1.5	0,540	48	3.5	1,321	50	11.5	3,756
44	2	0,713	48	4	1,530	50	12.5	3,977
45	1	0,373	48	5	1,825	51	1	0,424
45	1.5	0,553	48	9.7	3,150	51	1.5	0,629
45	2	0,730	48	13	3,858	51	2	0,831
45	2.5	0,900	49	1	0,407	52	1.5	0,642
45	3	1,068	49	2	0,797	52	2	0,848
45	3.5	1,232	49	2.5	0,986	52	3.5	1,439
45	4	1,391	49	3	1,171	52	5	1,993
45	5	1,696	49	3.5	1,350	53	1	0,440

TUBI TONDI



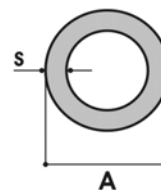
DIMENSIONI		PESO	DIMENSIONI		PESO	DIMENSIONI		PESO
A	s	kg/mt	A	s	kg/mt	A	s	kg/mt
53	1.5	0,655	59	1.5	0,732	63	1	0,525
53	2	0,865	59	2	0,967	63	1.5	0,783
54	1	0,449	60	1	0,500	63	2	1,034
54	1.5	0,668	60	1.2	0,599	63	3	1,526
54	2	0,883	60	1.5	0,742	63	4.5	2,233
54	2.5	1,091	60	2	0,983	64	1.5	0,795
54	3	1,296	60	2.5	1,218	64	2	1,052
54	14.5	4,857	60	3	1,450	65	1	0,546
55	1	0,459	60	3.5	1,678	65	1.3	0,705
55	1.5	0,680	60	4	1,900	65	1.5	0,810
55	2	0,899	60	5	2,333	65	2	1,069
55	2.5	1,112	60	6	2,746	65	2.5	1,323
55	3	1,322	60	7	3,140	65	3	1,578
55	3.5	1,529	60	7.5	3,343	65	3.1	1,628
55	4	1,731	60	8	3,527	65	5	2,544
55	5	2,120	60	10	4,240	65	7.5	3,656
55	7.5	3,020	60	11	4,664	65	10	4,663
55	8	3,188	60	12.5	5,035	65	15	6,362
55	10	3,815	60	14	5,462	66	1.5	0,821
56	1	0,467	60	14.5	5,597	66	2	1,086
56	1.5	0,693	60	15	5,723	66	2.2	1,220
56	2	0,916	61	1	0,509	67	1.5	0,833
56	9.5	3,749	61	1.5	0,757	67	2	1,103
57	1	0,475	61	2	1,001	67	11	5,225
57	1.5	0,706	62	1.3	0,670	68	1.5	0,846
57	2	0,932	62	1.5	0,770	68	2	1,120
57	13	4,852	62	2	1,026	68	2.5	1,390
58	1.5	0,719	62	3	1,501	69	1.5	0,859
58	2	0,950	62	7	3,266	69	2	1,137

TUBI TONDI



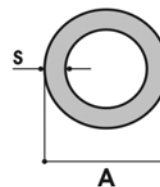
DIMENSIONI		PESO	DIMENSIONI		PESO	DIMENSIONI		PESO
A	s	kg/mt	A	s	kg/mt	A	s	kg/mt
69	3.5	1,944	74	1.5	0,920	80	2	1,323
70	1	0,586	75	1	0,630	80	2.5	1,644
70	1.1	0,643	75	1.5	0,935	80	3	1,958
70	1.2	0,699	75	2	1,237	80	4	2,577
70	1.5	0,873	75	2.5	1,534	80	5	3,180
70	2	1,153	75	3	1,832	80	6	3,765
70	2.5	1,432	75	3.5	2,123	80	7.1	4,390
70	3	1,705	75	4	2,409	80	8	4,881
70	3.5	1,974	75	5	2,968	80	10	5,935
70	4	2,238	75	7.5	4,294	80	17.5	9,273
70	5	2,756	75	10	5,514	81	10	6,018
70	8	4,207	76	1.5	0,947	82	4.5	2,957
70	9	4,654	76	2	1,256	82	8	5,021
70	10	5,086	76	2.5	1,557	82	10	6,104
70	12	5,901	76	3	1,858	82	14	8,070
70	12.5	6,097	76	3.5	2,152	83	4	2,682
70	14.5	7,128	76	8	4,614	83	5	3,307
70	17	7,638	76	9.5	5,359	84	3	2,389
70	17.5	7,793	76	16	8,138	85	1.5	1,064
71	4.5	2,537	76	18.5	8,679	85	2	1,407
71	5	2,797	77	1.5	0,958	85	2.5	1,746
71	8.5	4,506	78	1	0,652	85	3	2,087
72	6	3,362	78	1.5	0,973	85	5	3,391
72	10	5,260	78	9	5,268	86	6	4,069
73	1.5	0,910	79	1.5	0,986	87	1.5	1,088
73	4.9	2,830	80	1	0,670	87	3.5	2,490
73	9	4,887	80	1.2	0,801	89	1	0,746
73	14	7,003	80	1.3	0,868	89	1.2	0,894
73	19	8,698	80	1.5	0,998	89	2.5	1,834

TUBI TONDI



DIMENSIONI		PESO	DIMENSIONI		PESO	DIMENSIONI		PESO
A	s	kg/mt	A	s	kg/mt	A	s	kg/mt
89	3	2,188	96	3	2,376	105	5	4,239
89	3.5	2,538	98	1	0,822	105	15	1,145
89	5	3,563	98	17	11,674	106	3	2,619
90	1.5	1,126	100	1	0,840	107	2.5	3,072
90	2	1,490	100	1.2	1,008	107	7.5	6,329
90	2.5	1,856	100	1.3	1,088	108	1	0,907
90	3	2,214	100	1.4	1,171	108	1.1	0,997
90	3.5	2,583	100	1.5	1,253	108	1.3	1,177
90	4	2,916	100	2	1,661	108	3	2,670
90	5	3,606	100	2.5	2,068	108	4	3,529
90	6	4,275	100	3	2,467	110	1.2	1,107
90	8	5,564	100	4	3,256	110	1.5	1,380
90	10	6,786	100	5	4,030	110	2	1,878
90	12.5	8,216	100	6	4,784	110	2.5	2,280
90	13.5	8,762	100	7	5,520	110	3	2,723
90	15	9,545	100	7.5	5,885	110	5	4,455
91	1.2	0,915	100	8	6,240	110	6	5,294
91	1.3	0,989	100	10	7,630	110	7.5	6,521
91	1.5	1,138	100	12.5	9,279	110	9	7,711
91	2	1,510	100	15	10,816	110	15	12,088
91	10.5	7,166	101	5.5	4,452	110	25	18,025
92	8	5,700	101	10.5	8,057	112	1.2	1,129
94	7	5,163	101	12	9,059	115	2.5	2,393
95	1.2	0,954	102	1	0,856	115	3	2,850
95	2	1,577	102	6	4,887	115	4.5	4,218
95	2.5	1,961	102	12.5	9,485	115	10	8,906
95	4	3,088	104	2	1,730	118	1.2	1,188
95	5	3,817	105	2	1,747	119	4.5	4,371
95	9.5	6,025	105	2.5	2,173	119	10	9,247

TUBI TONDI



DIMENSIONI		PESO	DIMENSIONI		PESO	DIMENSIONI		PESO
A	s	kg/mt	A	s	kg/mt	A	s	kg/mt
120	2	2,002	130	10	10,174	160	6	7,838
120	2.5	2,492	131	3	3,257	160	7	9,082
120	3	2,975	133	5	5,427	160	15	18,449
120	4	3,934	134	13.5	13,791	165	7.5	10,020
120	5	4,877	135	2	2,256	167	5.5	7,534
120	6	5,802	136	3	3,384	170	5	6,997
120	7	6,707	136	7	7,657	185	12.5	18,290
120	8	7,600	140	3.5	2,916			
120	10	9,331	140	4	3,486			
120	12	10,993	140	5	5,726			
120	15	13,353	140	7.5	8,429			
120	25	20,145	141	3	3,513			
121	7.5	7,220	145	2.5	3,018			
124	2	2,068	146	8	9,366			
125	2.5	2,596	150	2	2,511			
125	3	3,102	150	3	3,740			
125	6.5	6,533	150	4	4,952			
126	3	3,130	150	5	6,148			
126	8	8,008	150	7	8,486			
127	1.5	1,596	150	8	9,631			
128	3	3,180	150	10	11,878			
129	2	2,155	155	3	3,866			
130	2	2,170	155	6.5	8,188			
130	2.5	2,703	155	13	15,658			
130	3	3,231	156	3	3,894			
130	4	4,273	158	9	11,375			
130	5	5,300	159	3.2	4,228			
130	6	6,309	159	4	5,260			
130	8	10,179	160	4	5,297			