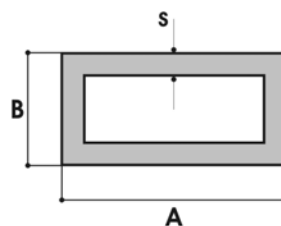
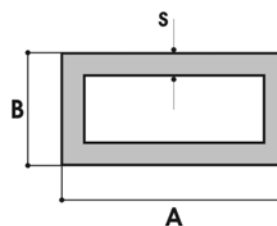


TUBI RETTANGOLARI



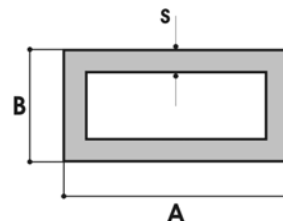
DIMENSIONI				PESO	DIMENSIONI				PESO	DIMENSIONI				PESO	
A	B	s	kg/mt	A	B	s	kg/mt	A	B	s	kg/mt	A	B	s	kg/mt
11	8	2	0,162	25	20	2	0,443	35	25	1.5	0,462				
12	10	1	0,103	30	9	2	0,378	35	25	2	0,605				
15	8	1	0,114	30	10	1.5	0,300	35	30	2	0,658				
15	10	1.5	0,178	30	10	2	0,390	40	10	1.5	0,316				
18	12	1	0,151	30	15	1	0,232	40	10	2	0,496				
18	15	1.5	0,250	30	15	1.5	0,340	40	15	1.5	0,421				
20	8	1	0,110	30	15	1.8	0,402	40	15	2	0,550				
20	8	1.5	0,203	30	15	2	0,496	40	15	4	1,015				
20	10	1	0,151	30	15	3	0,630	40	16	1.8	0,510				
20	10	1.5	0,254	30	20	1	0,259	40	20	1	0,313				
20	10	2	0,280	30	20	1.2	0,308	40	20	1.4	0,432				
20	12	1	0,162	30	20	1.5	0,391	40	20	1.5	0,462				
20	15	1	0,178	30	20	1.7	0,428	40	20	2	0,605				
20	15	1.1	0,194	30	20	1.8	0,451	40	20	2.5	0,742				
20	15	1.5	0,259	30	20	2	0,497	40	20	3	0,875				
20	15	2	0,334	30	20	2.5	0,607	40	20	4	1,123				
22	8	1.5	0,219	30	20	3	0,713	40	25	1.5	0,502				
22	12	1.5	0,251	30	22	1.5	0,396	40	25	1.8	0,597				
24	18	1	0,216	30	25	1.5	0,421	40	25	2	0,659				
24	18	1.5	0,316	30	25	1.8	0,450	40	25	2.5	0,810				
25	10	1	0,178	30	25	2	0,551	40	25	3	0,956				
25	10	1.5	0,259	32	22	2.5	0,661	40	30	1	0,367				
25	12	1.5	0,275	34	20	2	0,540	40	30	1.5	0,543				
25	15	1	0,205	34	20	3	0,778	40	30	2	0,713				
25	15	1.2	0,226	35	15	1.5	0,381	40	30	2.5	0,877				
25	15	1.5	0,300	35	15	2	0,496	40	30	3	1,037				
25	15	1.6	0,318	35	20	1.4	0,395	40	30	4	1,339				
25	15	2	0,388	35	20	1.5	0,421	42	15	2	0,572				
25	18	2.5	0,526	35	20	2	0,550	43	23	3.5	1,115				

TUBI RETTANGOLARI



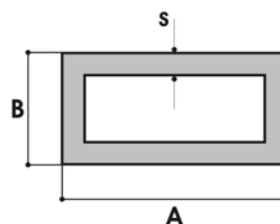
DIMENSIONI			PESO	DIMENSIONI			PESO	DIMENSIONI			PESO
A	B	s	kg/mt	A	B	s	kg/mt	A	B	s	kg/mt
45	15	2	0,605	50	32	4	1,598	60	30	3	1,360
45	20	1.1	0,375	50	34	3	1,264	60	34	3	1,426
45	20	1.6	0,534	50	40	1.5	0,705	60	40	1.1	0,528
45	20	1.8	0,596	50	40	2	0,929	60	40	1.3	0,683
45	20	2	0,659	50	40	2.5	1,147	60	40	1.5	0,785
45	24	2	0,702	50	40	3	1,361	60	40	1.8	0,937
45	25	1.5	0,543	50	40	4	1,771	60	40	2	1,037
45	25	2	0,713	52	42	1.5	0,737	60	40	2.5	1,282
45	34	3	1,183	52	57	2	1,134	60	40	3	1,522
48	23	1	0,372	53	20	1.5	0,567	60	40	4	1,987
48	41	3	1,345	55	15	2	0,713	60	50	3	1,685
49	24	1.5	0,567	55	30	2	0,875	60	50	4	2,203
50	10	1.5	0,462	58	20	3	1,166	65	15	1.5	0,624
50	10	1.8	0,548	60	10	1.5	0,543	65	20	2	0,875
50	10	2	0,602	60	15	1.5	0,583	65	30	2	0,983
50	15	1.5	0,502	60	15	2	0,770	65	35	1.5	0,786
50	15	2	0,660	60	20	1.5	0,623	65	50	2	1,199
50	20	1.5	0,543	60	20	1.8	0,743	70	10	1.5	0,624
50	20	2	0,712	60	20	2	0,821	70	10	2	0,821
50	20	4	1,339	60	24	2.5	1,066	70	15	1.5	0,664
50	23	2	0,748	60	25	2	0,875	70	20	1.3	0,613
50	25	1.5	0,583	60	25	3	1,280	70	20	1.5	0,705
50	25	2	0,766	60	30	1	0,475	70	20	2	0,928
50	25	3	1,167	60	30	1.1	0,521	70	30	1.3	0,684
50	30	1.1	0,521	60	30	1.2	0,568	70	30	1.8	0,937
50	30	1.3	0,543	60	30	1.3	0,613	70	30	2	1,036
50	30	2	0,820	60	30	1.5	0,705	70	30	3	1,523
50	30	2.5	1,013	60	30	1.6	0,751	70	35	2	1,091
50	30	3	1,199	60	30	2	0,820	70	40	4	2,203

TUBI RETTANGOLARI



DIMENSIONI			PESO	DIMENSIONI			PESO	DIMENSIONI			PESO
A	B	s	kg/mt	A	B	s	kg/mt	A	B	s	kg/mt
70	50	2.5	1,553	80	40	4	2,419	100	40	3	2,171
70	50	5	3,105	80	45	2	1,307	100	40	4	2,851
75	25	2	1,037	80	50	2	1,360	100	40	6	4,147
75	30	2	1,090	80	50	3	2,009	100	45	2	1,523
75	35	2	1,144	80	50	4	2,635	100	48	1.8	1,404
76	44	2	1,252	80	60	2	1,469	100	50	2	1,577
80	10	2	0,929	80	60	3	2,171	100	50	3	2,667
80	12	1.5	0,720	80	60	4	2,851	100	50	4	3,067
80	15	1.5	0,746	85	15	1.5	0,786	100	50	5	3,780
80	15	2	0,983	85	40	3.5	2,230	100	60	2	1,685
80	18	2	1,015	90	20	1.5	0,867	100	60	3	2,495
80	20	1	0,529	90	40	2	1,360	100	60	4	3,283
80	20	1.1	0,580	90	40	3	2,009	100	70	2.5	2,228
80	20	1.2	0,633	99	17	1.6	0,975	100	80	2	1,901
80	20	1.3	0,683	100	18	2	1,231	100	80	2.5	2,362
80	20	1.5	0,786	100	20	1.5	0,948	100	80	3	2,819
80	20	2	1,036	100	20	2	1,253	105	50	4	3,175
80	25	2	1,091	100	20	2.5	1,553	110	20	2.5	1,688
80	30	2	1,144	100	25	1.3	0,859	110	50	2.5	2,092
80	30	3	1,685	100	25	1.4	0,924	120	15	1.8	1,277
80	40	1.1	0,702	100	25	1.5	0,998	120	15	2	1,415
80	40	1.2	0,762	100	30	1.2	0,826	120	15	2.5	1,755
80	40	1.3	0,823	100	30	1.5	1,028	120	18	2	1,440
80	40	1.5	0,950	100	30	2	1,360	120	20	2	1,469
80	40	1.8	1,131	100	30	3	2,009	120	25	2	1,523
80	40	2	1,252	100	40	1.5	1,110	120	30	2	1,577
80	40	2.5	1,553	100	40	1.7	1,254	120	40	2	1,685
80	40	3	1,847	100	40	2	1,470	120	40	2.5	2,092
80	40	3.5	2,230	100	40	2.5	1,822	120	40	4	3,283

TUBI RETTANGOLARI



DIMENSIONI			PESO	DIMENSIONI			PESO	DIMENSIONI			PESO
A	B	s	kg/mt	A	B	s	kg/mt	A	B	s	kg/mt
120	45	2	1,739	180	40	4	4,579				
120	50	3	2,657	180	50	3	3,029				
120	50	4	3,499	180	50	4	4,795				
120	60	2	1,901	180	50	8	9,245				
120	60	2.5	2,376	180	120	2.7	4,296				
120	60	4	3,715	190	80	3	4,277				
120	70	1.9	1,912	200	50	3	3,953				
120	80	4	4,148	200	50	3.5	4,593				
120	80	10	9,720	200	50	4	5,227				
120	90	4	4,363	240	100	5	8,910				
130	60	3	2,981								
140	15	2.5	2,025								
140	20	2	1,706								
140	25	2	1,738								
140	40	2	1,901								
140	40	4	3,715								
140	50	4	3,931								
140	80	2.5	2,903								
150	20	1.8	1,617								
150	30	2	1,901								
150	30	2.5	2,363								
150	40	4	3,931								
150	50	4	4,147								
150	50	5	5,130								
150	60	2	2,281								
150	70	2.5	2,903								
160	40	4	4,147								
160	80	2.5	3,173								
170	45	2	2,279								